



## M/Y SENSEI



Length  
**39.00m**  
127.95 ft.



Guests  
**12**























Cabins  
**5**



Crew  
**7**

# M/Y SENSEI

-  Fridge
  -  Kitchen
  -  Shower
  -  Snorkeling gears
  -  Sunbeds
  -  Air Conditioning
  -  Apple TV
  -  E-Foil
  -  Kayaking
  -  Paddle Board
  -  Seabob
  -  Seadoo Seascooter (diving) x 4
  -  Snorkeling Gear
  -  Sound System
  -  Stabilisers at anchor
  -  Stabilisers underway
  -  Television
  -  Tender
  -  Towable water toys
  -  Wifi
- 10 meter Chase Boat



# EXTERIOR DESIGN







# INTERIOR DESIGN










# GALLERY LIFESTYLE




# Specifications


 Low rate per day  
16 667 €

 High rate per day  
22 500 €


 Summer low rate per week  
100 000 €

 Summer high rate per week  
135 000 €

 Winter low rate per week  
100 000 €


 Winter high rate per week  
135 000 €


 Builder  
Mitsubishi

 Year built  
1991

 Year refit  
2022

 Length  
39.00 m

 Guests Cruising  
12

 Cabins  
5

Winter Cruising Area(s)  
Italy & Sicily

Summer Cruising Area(s)  
French Riviera

Crew  
7

Max speed  
12 knots

Cruising speed  
10.5 knots

Fuel consumption  
220 L/Hr

Type of cabins  
5 (3 x Double, 2 x Twin)