



## S/Y WORLD'S END



Length  
**19.8m** 64.96 ft.



Guests  
**10**











Cabins  
**5**



Crew  
**3**



# S/Y WORLD'S END

-  Air Conditioning
-  Kayaks x 2
-  Monoski
-  Paddle Boards x 2
-  Seabob x 2
-  Snorkeling Gear
-  Tender
-  Towable water toys
-  Wakeboard
-  Waterski
-  Waterskis
-  Wifi



# EXTERIOR DESIGN

















# INTERIOR DESIGN





















# GALLERY LIFESTYLE













# Specifications



Low rate per day

6 833 €



High rate per day

9 500 €



Summer low rate per week

20 500 €



Summer high rate per week

28 500 €



Winter low rate per week

20 500 €



Winter high rate per week

28 500 €



Builder

Fontaine Pajot



Year built

2011



Year refit

2022



Length

19.8 m



Guests Cruising

10



Cabins

5

Winter Cruising Area(s)

East Mediterranean, Greece, Turkey

Summer Cruising Area(s)

East Mediterranean, Greece, Turkey

Crew

3

Max speed

11 knots

Cruising speed

9 knots

Fuel consumption

27 L/H

Type of cabins

5 (4 x Double Cabins, 1 x Twin Cabins)